

# Tracton Community Survey 2018

Wednesday, January 23, 2019

# Results Summary

## 103 Responses

- **77% Female 23% Male**
- **39% 25-44**
- **39% 45-64**
- **10% 65+**
- **3% 15-24**
- **2% 0 to 14**
- **Good spread across the parish represented from Fountainstown to Oysterhaven**
- **and people having lived in the area from 18 months to all their lives**
- **Survey ran from end of Oct to Dec 2018**
- **Circulated on-Line via email and social media, printed copies in local shop, bars and Christmas Fair.**
- **Commissioned by Tracton Community Council**

# Key Learnings

**Positives** - Community, People, Landscape (Woods, Beach, Nature), Community Centre, Proximity to city. Nicely summarised in this quote:

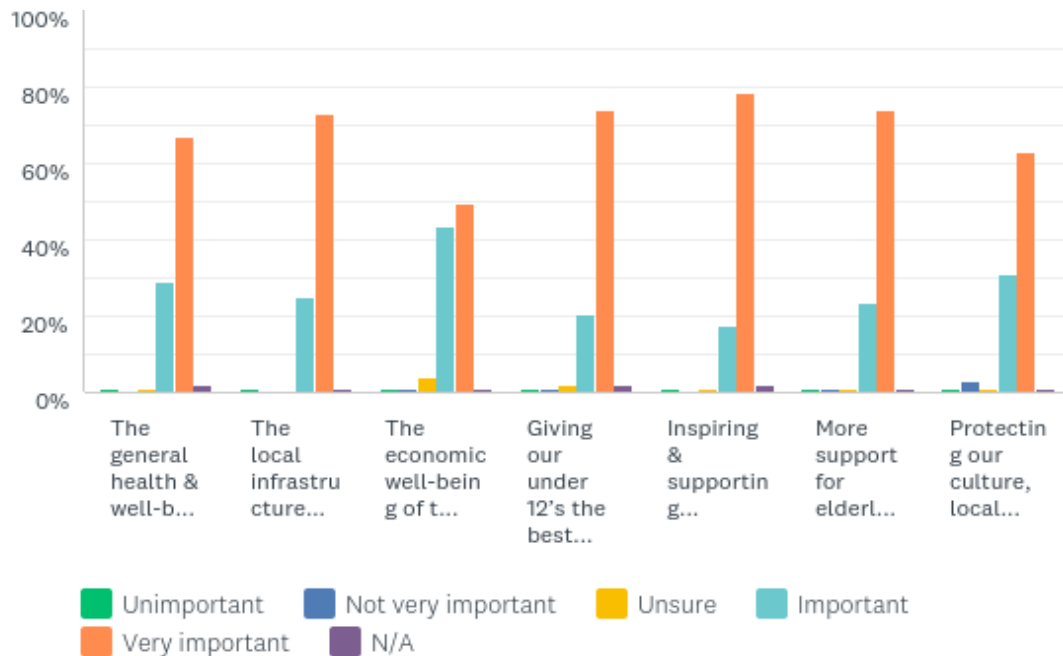
*'I wouldn't want to live anywhere else, the beaches, woods, proximity to the city/airport, great community centre and theatre, great arts and community spirit.'*

**Concerns** – Lack of footpaths, No public transport, Poor Broadband, Facilities for Teenagers, Feeling of Isolation, Closure of Shops & PO, Pollution

**One Change** – Playground, Youth Café, Encourage more volunteers, Increase advertising of the Centre, Encourage opportunities for small businesses, Diversity of agriculture, Summarised in this quote:

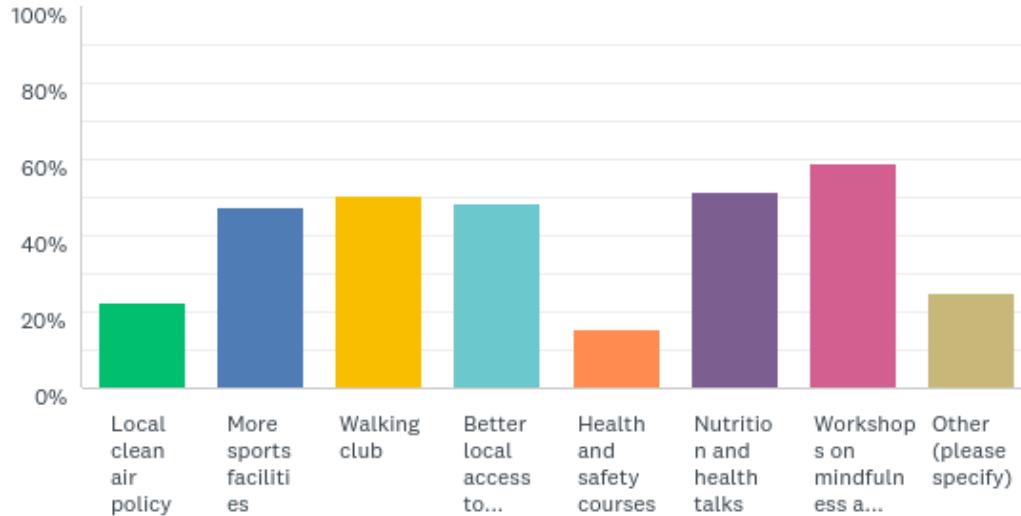
*'In an ideal world - a community bus. Be creative to introduce car sharing - maybe use social media. Increase use of centre for support of those less able and those caring for others. Education to appreciate and protect natural habitats in area. Some comfortable social seating in the Cush (vs the lumps of carved stones) and Roberts Cove. Encourage more volunteer activities by inviting residents in neighbourhoods to come together to a brainstorm/workshop. Inclusive community building workshops to include elderly, less able, youth and children.'*

# Q1: At an overall level how important, if at all, are each of the following issues to you as a person living in Tracton?



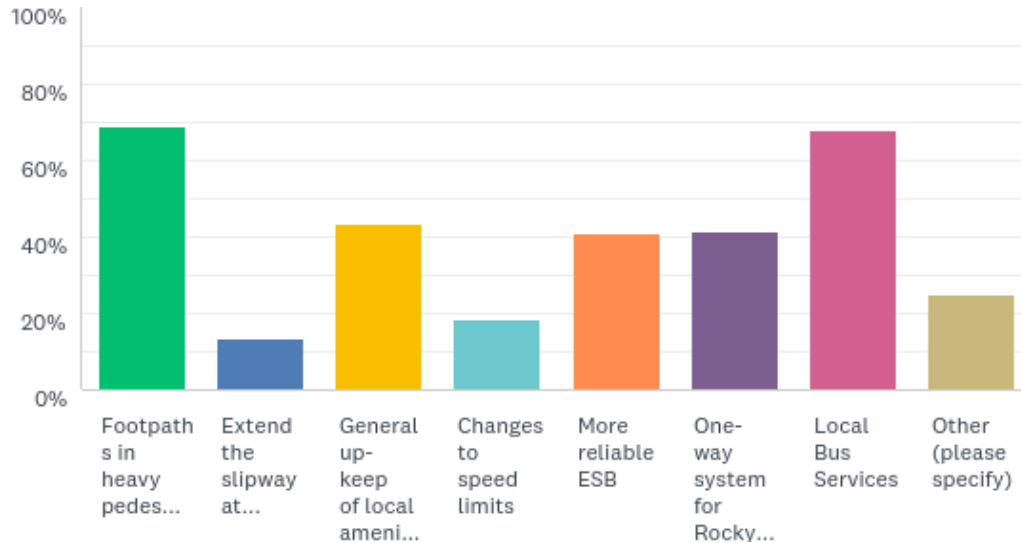
78% of respondents felt that Inspiring and Supporting Teenagers and Young Adults was very important; followed by the elderly and under 12 both at 73% and infrastructure at 72%

## Q2: Thinking about the physical health and mental well-being of the people in our community, how do you think we can help sustain and improve it?



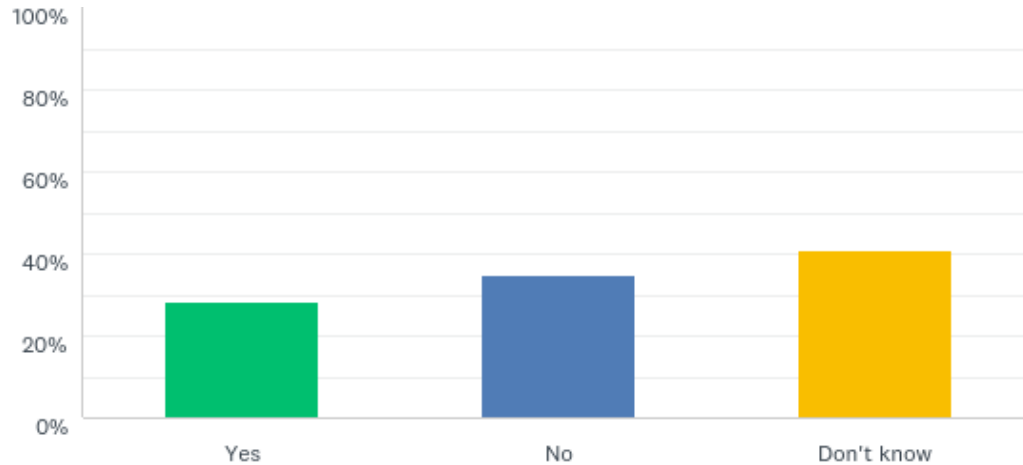
59% of respondents felt that workshops on mindfulness were important, followed by nutrition health talks and a walking club at 51% and 50% respectively

### Q3: What general utility/infrastructure improvements are needed within our community?



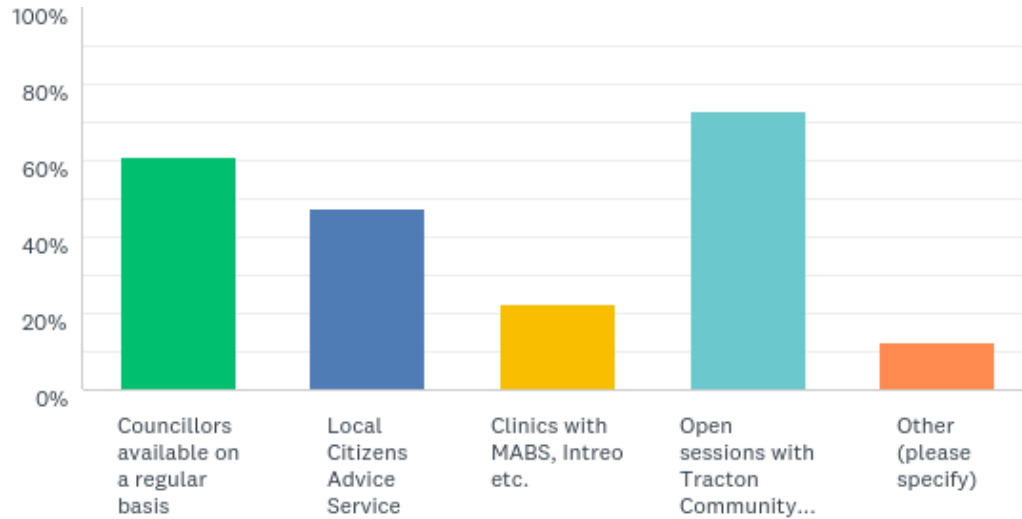
Footpaths and local bus services are by far the highest infrastructural improvements required by the community at 68%

## Q4: Do you believe your concerns about local issues and needs are being voiced and heard sufficiently?



Interestingly an alarming amount of responses were unaware as to whether or not their concerns were being heard

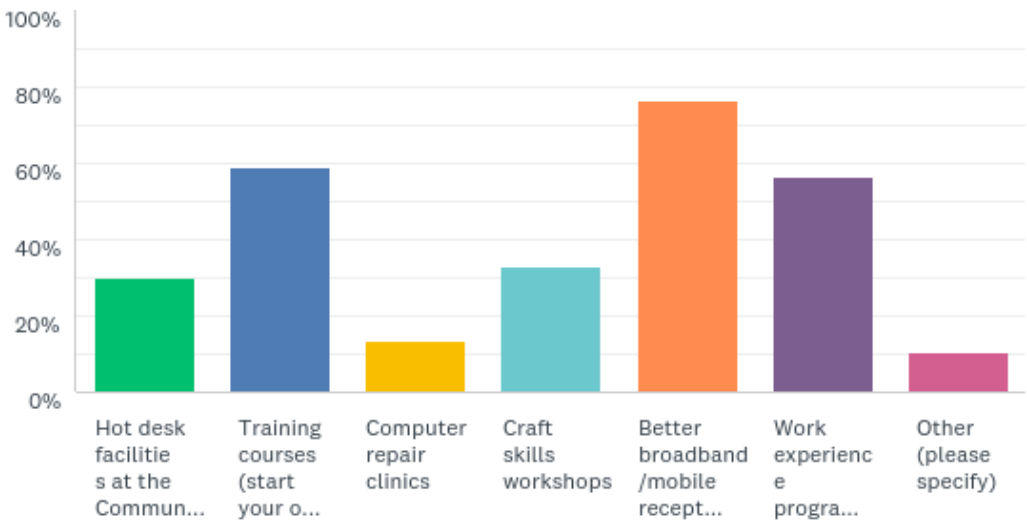
## Q5: Which of the following would help your voice be heard?



76% of respondents felt that open sessions with the Tracton Community Council would assist them in having their voices heard

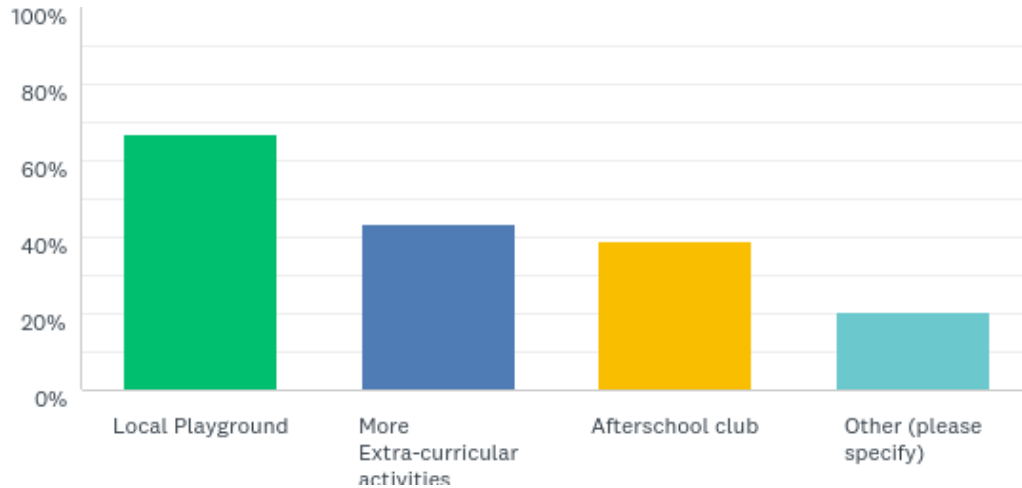


# Q6: Considering the economic and infrastructural needs of the area, which of the following might help encourage social enterprise and building a vibrant local economy?



76% of respondents felt that better broadband/mobile reception might help encourage social enterprise, followed by training courses and work experience programmes

## Q7: Which of the following do you think we need to help give our under 12's the best start?



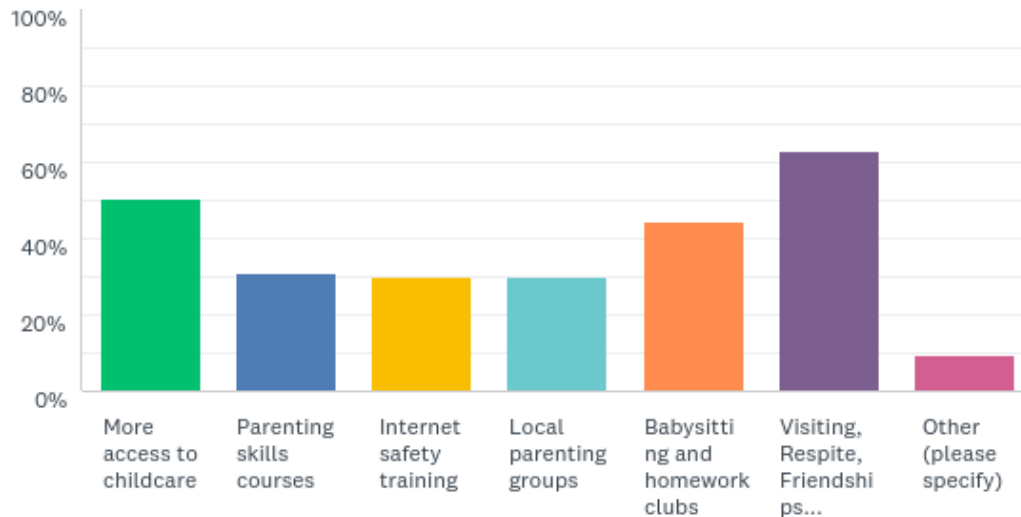
66% of respondents felt that a local playground would give our under 12's the best start

## Q8: Similarly, thinking about the teenagers/young adults in our community, which of the following do you think we should be doing to support and inspire them?



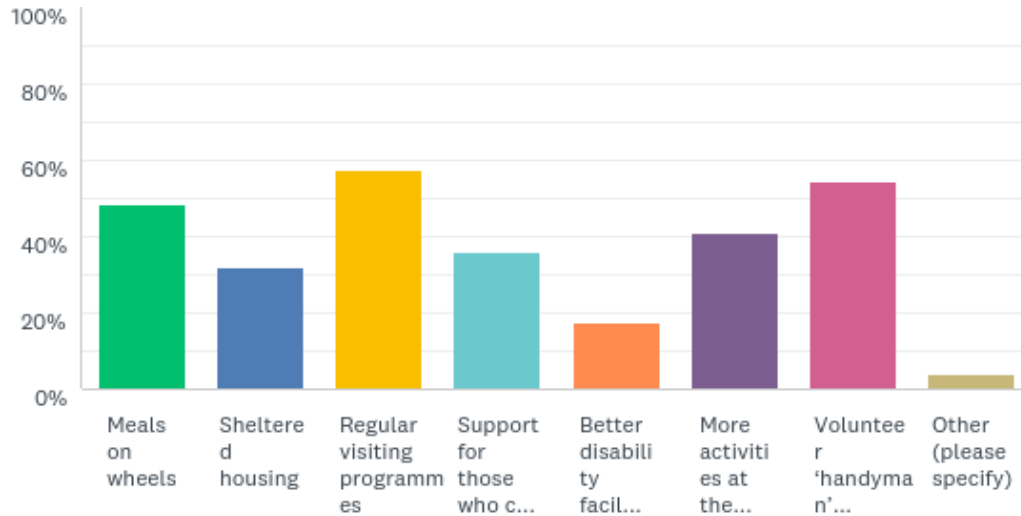
56% of respondents felt that outdoor adventure activities would inspire our teenagers/young adults, followed by mindfulness workshops

## Q9: Which of the following would make a difference to Parents & Caregivers in our community?



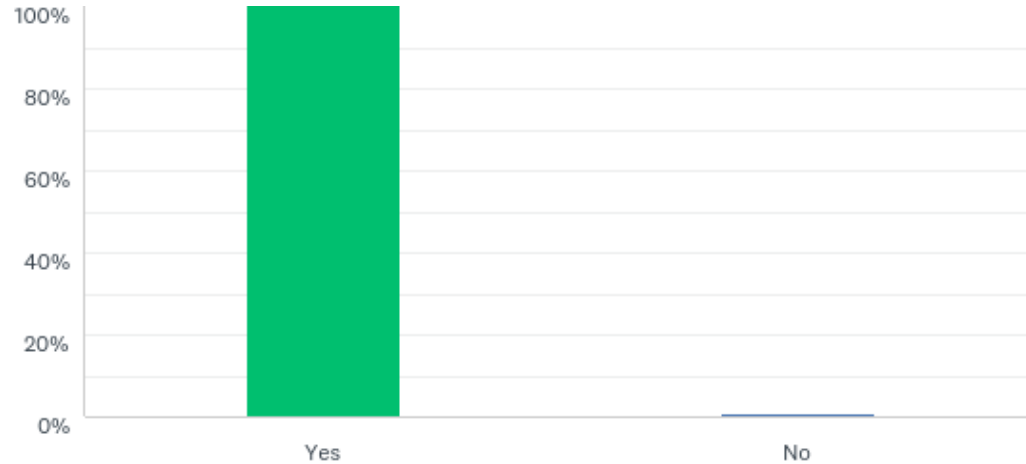
63% of respondents felt that visiting Respite, Friendship would make a difference to Parents & Caregivers

## Q10: Thinking about caring for the elderly, housebound, those living alone and/or with disabilities, which of the following would you like to see made available?



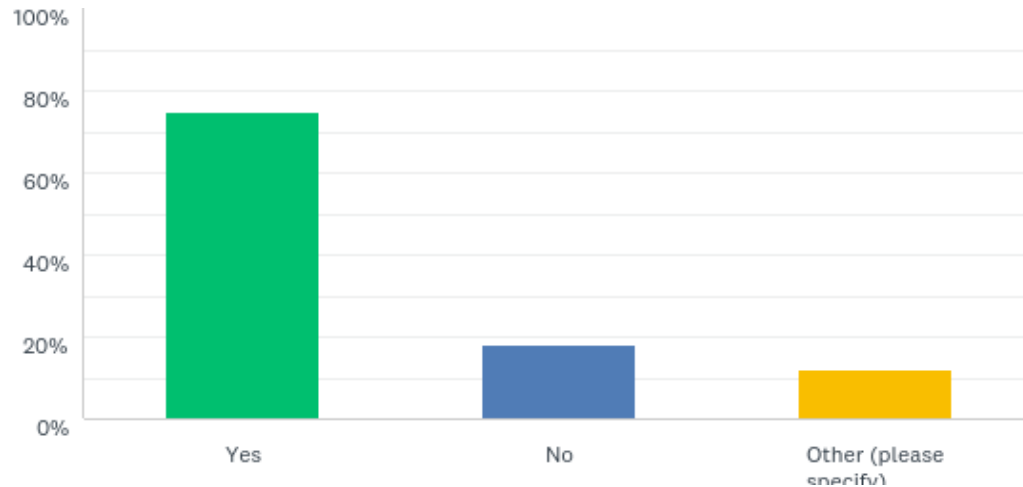
58% of respondents felt that regular visiting programmes should be made available, corresponding with the previous question for parents and also as a suggestion for young and old to meet and mix

## Q11: Are you aware of the Tracton Arts & Community Centre?



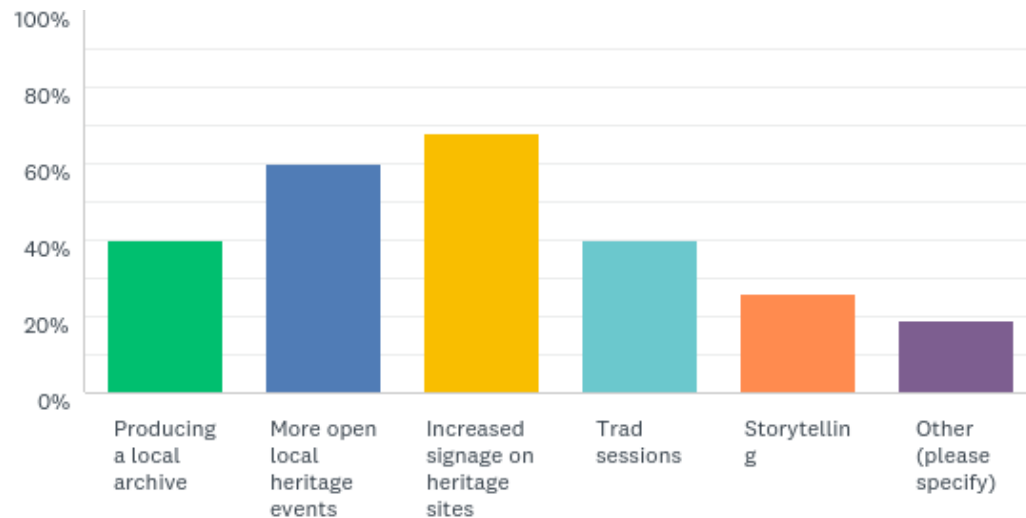
Only 5 said No with comments on late timing of activities, nothing of interest. On the reverse this also prompted many positive comments on the success of the centre.

## Q15: We live an area that is rich in Culture, Heritage and unique natural habitats. Do we need to do more to support this?



75% of respondents feel strongly about the cultural, heritage and natural habitats of Tracton

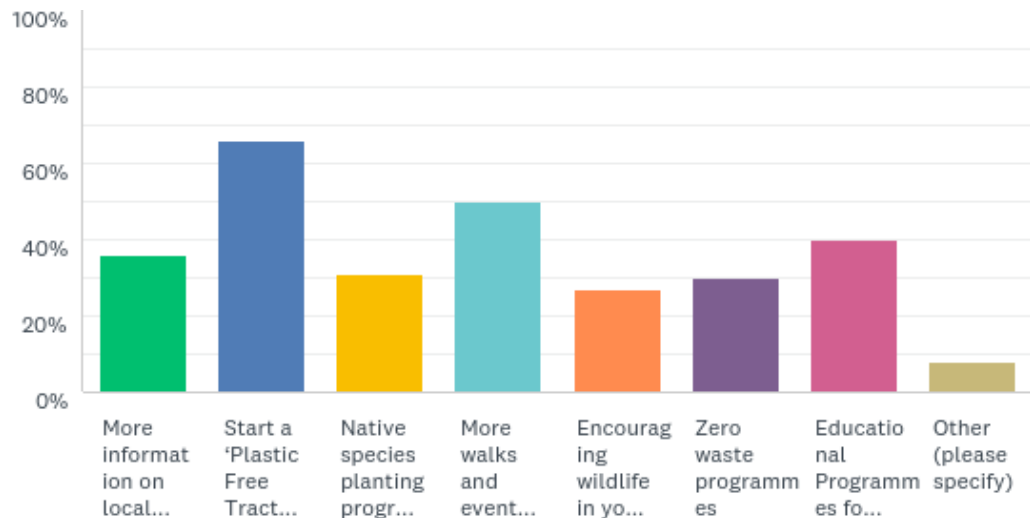
## Q16: How do you think we as a community can protect and improve our culture and heritage?



68% of respondents felt that increasing signage on heritage sites would raise awareness, followed by more local heritage events at 60%

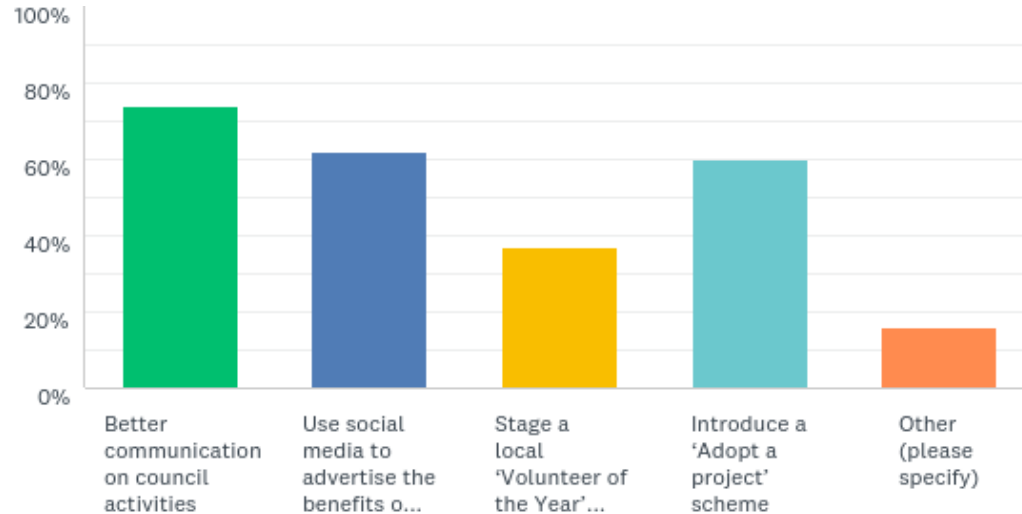


## Q17: Similarly, how do you think we as a community can protect and improve our natural habitats (landscape, wildlife habitats, biodiversity)?



65% of respondents are keen to see a Plastic Free Tracton initiative

## Q18: What initiatives could the Tracton Community Council take to help you feel more connected and supported?



73% of respondents felt that better communications on council activities would help them feel more connected and supported, with Social Media and 'Adopt a Project' scheme following

---

**Thank You**

**Q&A**

**Next Steps**